

Height Gage

A standard measuring tool of industry

ABSOLUTE Digimatic Height Gage SERIES 570 — with Ergonomic Base

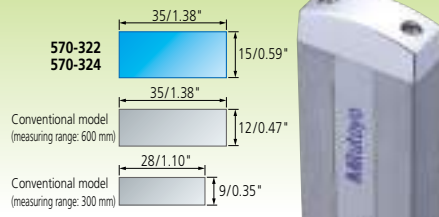
MeasurLink® ENABLED
Data Management Software by Mitutoyo

- Allows smooth elevation by the slider adjustment wheel, which is the same as the well-established double-column structure height gage.
- Large slider-clamp lever ensures positive and accurate clamping action.
- High durability and high accuracy are ensured by an improved column design (35x15 mm).


- Allows integration into statistical process control and measurement systems for models with measurement data output connector. (Refer to page A-3.)
- Battery: SR44 (1 pc.), **938882**. For initial operational checks (standard accessory)
- Battery life is 20,000 hours under normal use.
- For precision Black Granite Surface Plates, refer to page E-49.

Note: Do not hold the height gage by the column as this can affect the accuracy.

Dimensions of column cross section



- Character height of the LCD display is 10 mm.
- Ergonomic and stylish base fits comfortably in the hand.
- Due to the built-in ABSOLUTE scale function, origin setting is not required each time power is turned ON.



SPECIFICATIONS

Metric

Order No.	Range (mm)	Resolution (mm)	Maximum permissible error E_{MPE} (mm)*	Max. response speed	Mass (kg)
570-322	0 - 300	0.01	±0.03	Unlimited	4.6
570-324	0 - 600		±0.05		6.4

* Maximum permissible error, E_{MPE} is the term (notation) used in JIS B 7517: 2018, revised based on ISO/TR 14253-6: 2012.

Inch/Metric

Order No.	Range (in)	Resolution	Maximum permissible error E_{MPE} (in)*	Max. response speed	Mass (kg)
570-312	0 - 12	0.0005 in/0.01 mm	±0.0015	Unlimited	4.6
570-313	0 - 18		±0.002		5.9
570-314	0 - 24		±0.002		6.4

* Maximum permissible error, E_{MPE} is the term (notation) used in JIS B 7517: 2018, revised based on ISO/TR 14253-6: 2012.

MeasurLink® ENABLED
Data Management Software by Mitutoyo

Products equipped with the measurement data output function can be connected to the measurement data network system MeasurLink® (refer to page A-25 for details).

ABSOLUTE™

Functions

- Origin-setting: Any convenient reference surface, such as a surface plate, etc., can be stored as the absolute origin point.
- Absolute measurement: After power is turned ON, measurement can be started without zero-setting if origin-setting was previously performed. Absolute origin position can be changed by ORIGIN button.
- Incremental measurement: Allows origin setting at any arbitrary position. In this case, the origin point is not stored after turning off the power.
- Data hold: Display value can be held.
- Data output: Allows integration into statistical process control and measurement systems. (Refer to page A-3.)
- Low-voltage alert: Low-voltage alert: If the battery voltage becomes low, a "B" appears in the display to alert the user before measurement is no longer possible so that the battery can be changed in good time.

Standard Accessories

For **570-322, 324**

07GZA000 Scriber


05GZA033 Scriber clamp

For **570-312** and **570-313, 570-314**

900258 Scriber

901385 Scriber clamp

05GZA033



(Refer to page F-75 for details)



Optional Accessories

For details, refer to page A-21.

• Connecting cables for **IT/DP/MUX**

905338: SPC cable with data button (1 m)

905409: SPC cable with data button (2 m)

• USB Input Tool Direct

06AFM380F: SPC cable for **USB-ITN-F** (2 m)

• Connecting cables for **U-WAVE-T**

02AZD790F: SPC cable with data button (160 mm)

02AZE140F: SPC cable for foot switch



Slider height adjustment wheel



Large clamp lever



Base that fits the hand comfortably

DIMENSIONS

